



better water. pure and simple.










H₂O University Getting your Water Softener ready for Winter

Closing down a seasonal property at the end of a long, relaxing summer will keep it safe from our harsh Nova Scotia winter playing havoc on plumbing, other fixtures and water treatment equipment. This is applicable for customers who will have no heat or power on during the winter.

Fact: When water freezes it expands up to 10%

The homeowner, licensed plumber or Culligan technician can perform the winterization of a water softener. By following these proper procedures, you will ensure your property doesn't face an expensive freezing situation.

-  Shut off the water supply.
-  Shut off your power to the system.
-  Remove the controller(s). Dismantle the by-pass valve. Please refer to your manual or call Culligan Water Store - (902) 543-5511 or Toll Free: (800) 565-5006 for a replacement manual.
-  Place the controller(s) in a heated area or store your controller at Culligan Water Store.
-  Remove some water from the resin and/or filter tanks.
-  Add the recommended amount of plumber's anti-freeze to the resin an/or filter tanks.
-  If you have a salt tank, not to worry - salt water will not freeze.

Culligan Water Store
301 Hwy 10, Cookville, NS B4V 7P2
Tel: 902-543-5511 Toll Free: 1-800-565-5006 Fax: 902-543-1115
www.culliganwaterstore.ca